

nonmolecular compounds  $\text{Ca}(\text{OH})_2$ ,<sup>6</sup>  $\text{Mg}(\text{OH})_2$  (brucite),<sup>6</sup>  $\text{Ca}(\text{OR})_2$ ,<sup>7</sup>  $\text{Sr}(\text{OR})_2$ ,<sup>7</sup> and  $\text{Ba}(\text{OR})_2$ <sup>7</sup> ( $\text{R} = \text{Me}, \text{Et}$ ) all possess the  $\text{CdI}_2$  structure.

In order to develop a reasonable structural model that correlates  $n$  and  $\text{CN}_{\text{av}}$  for various  $[\text{Ca}(\text{OCH}_2\text{CH}_2\text{OMe})_2]_n$  oligomer sizes, we make the following assumptions. First we assume that oligomers will adopt a  $\text{CdI}_2$  core geometry. Thus, calcium atoms will arrange in a close-packed manner with each  $\text{Ca}_3$  triangle capped by one  $\mu_3$  alkoxide, each  $\text{Ca}_2$  edge bridged by one  $\mu_2$  alkoxide, and each remaining alkoxide occupying a terminal position. We also assume that each ether oxygen will participate in one  $\text{Ca}-\text{O}$  dative bond. We may then readily calculate  $\text{CN}_{\text{av}}$  as a function of  $n$  (see Figure 3). According to this model an aggregate with  $n = 9$  produces a  $\text{CN}_{\text{av}}$  of 6.67, as was found in **1**, and as  $n$  decreases, so does  $\text{CN}_{\text{av}}$ . Similarly, as  $n$  increases above 9,  $\text{CN}_{\text{av}}$  increases above 6.67 (to a point).

Two opposing thermodynamic factors likely determine the observed aggregate size: (1) the enthalpic gains (per metal atom) resulting from coordinative saturation through internuclear bridge (dative-bond) formation and (2) the translational entropy losses (per metal atom) resulting from oligomerization. Typical coordination numbers for calcium(II) are 6-9, with 8 being most predominant.<sup>8</sup> Thus the  $n$  observed for **1** likely reflects a compromise between the preferences for a larger  $\text{CN}_{\text{av}}$  and for a larger number of independent particles. Because **1** is among the smallest aggregates able to satisfy the coordination requirements of calcium, Bradley's structural theory obtains.<sup>9</sup>

We propose that the competition between the enthalpic and entropic factors cited above provides the basis for Bradley's empirical argument.<sup>3</sup> Because the enthalpic benefits of forming internuclear dative bonds should drop off after the coordination requirements of a metal atom are satisfied, oligomerization should proceed only to the point of coordinative saturation. Thus, in cases uncomplicated by  $\text{M}-\text{M}$  bonds or directional  $\text{M}-\text{L}$  bonding such as the group 2 alkoxides, Bradley's theory should hold.

Soluble and volatile alkoxides of calcium(II), strontium(II), and barium(II) are presently sought for the preparation of high- $T_c$  superconductors by sol-gel and CVD techniques.<sup>1,10</sup> However, group 2 alkoxides with conventional, monodentate alkoxide ligands are generally nonvolatile and poorly soluble in nondonor solvents,<sup>11</sup> probably as a result of nonmolecular,  $\text{CdI}_2$ -like structures.<sup>7</sup> Bidentate alkoxide ligands may reduce molecularities sufficiently to allow soluble derivatives (such as **1**) to be obtained. A simple extension of the reasoning above suggests that appropriate tridentate alkoxide ligands may produce molecularities as low as  $n = 2$  (with a  $\text{CN}_{\text{av}}$  of 7.0), perhaps inducing volatility as well.

**Acknowledgment.** Support was provided by NSF Grant DMR-8914196. The Washington University X-ray Crystallography Facility was funded by the NSF Chemical Instrumentation Program (Grant CHE-8811456). The Washington University

High-Resolution NMR Service Facility was funded in part by NIH Biomedical Research-Support Shared-Instrument Grant 1 S10 RR02004 and a gift from the Monsanto Co. W.E.B. thanks Professor J. L. Kurz for useful discussions.

**Supplementary Material Available:** Description of experimental details and listings of the details of the data collection, final positional and equivalent isotropic thermal parameters, bond distances, bond angles, calculated hydrogen atom parameters, and anisotropic thermal parameters for **1** (14 pages); listing of observed and calculated structure factors for **1** (30 pages). Ordering information is given on any current masthead page.

### Carbene/Anion Complexes. Unusual Structural and Thermochemical Features of $\alpha$ -Halocarbanions in the Gas Phase

Jose A. Paulino and Robert R. Squires\*

Department of Chemistry, Purdue University  
West Lafayette, Indiana 47907

Received September 17, 1990

Revised Manuscript Received December 21, 1990

Recent advances in experimental techniques for generating and detecting singlet carbenes have led to a wealth of new information concerning the structures, thermochemical properties, and reactivity of these important organic intermediates.<sup>1-18</sup> We recently

(6) Wells, A. F. *Structural Inorganic Chemistry*, 5th ed.; Clarendon: Oxford, 1984; pp 258, 631.

(7) (a) Lutz, H. D. *Z. Anorg. Allg. Chem.* **1967**, *353*, 207. (b) Turova, N. Ya.; Popovkin, B. A.; Novoselova, A. W. *Z. Anorg. Allg. Chem.* **1969**, *365*, 100.

(8) Poonia, N. S.; Bajaj, A. V. *Chem. Rev.* **1979**, *79*, 389.

(9) Cryoscopic data indicate that **1** dissociates into 1.55 (0.11) fragments in cold benzene solution; we cannot distinguish between partial dissociation of the 2-methoxyethanol solvate and rearrangement to smaller, alcohol-solvated aggregates.

(10) (a) Sauer, N. N.; Garcia, E.; Salazar, K. V.; Ryan, R. R.; Martin, J. A. *J. Am. Chem. Soc.* **1990**, *112*, 1524. (b) Katayama, S.; Sekine, M. *J. Mater. Res.* **1990**, *5*, 683. (c) Matsumura, K.; Nobumasa, H.; Shimizu, K.; Arima, T.; Kitano, Y.; Tanaka, M.; Sushida, K. *Jpn. J. Appl. Phys.* **1989**, *28*, L1797. (d) Horowitz, H. S.; McLain, S. J.; Sleight, A. W.; Druliner, J. D.; Gai, P. L.; VanKavelaar, M. J.; Wagner, J. L.; Biggs, B. D.; Poon, S. J. *Science* **1989**, *243*, 66. (e) Goel, S. C.; Kramer, K. S.; Gibbons, P. C.; Buhro, W. E. *Inorg. Chem.* **1989**, *28*, 3619. (f) Ravindranathan, P.; Komarneni, S.; Bhalla, A.; Roy, R.; Cross, L. E. *J. Mater. Res.* **1988**, *3*, 810. (g) Kramer, S. A.; Kordas, G.; McMillan, J.; Hilton, G. C.; Van Harligen, D. *J. Appl. Phys. Lett.* **1988**, *53*, 156. (h) Nonaka, T.; Kaneko, K.; Hasegawa, T.; Kishio, K.; Takahashi, Y.; Kobayashi, K.; Kitazawa, K.; Fueki, K. *Jpn. J. Appl. Phys.* **1988**, *27*, L867. (i) Monde, T.; Kozuka, H.; Sakka, S. *Chem. Lett.* **1988**, 287.

(11) Bradley, D. C.; Mehrotra, R. C.; Gaur, D. P. *Metal Alkoxides*; Academic: New York, 1978; pp 50-51.

(1) Platz, M. S., Ed. *Kinetics and Spectroscopy of Carbenes and Biradicals*; Plenum Press: New York, 1990 and references therein.

(2) Scaiano, J. C. In *Chemical Kinetics of Small Organic Radicals*, Alfassi, Z. B., Ed.; CRC Press: Boca Raton, FL, 1988; Vol. 111.

(3) Eisenthal, K. B.; Moss, R. A.; Turro, N. *J. Science* **1984**, *225*, 1439.

(4) Moss, R. A.; Jones, M. In *Reactive Intermediates*; Jones, M., Moss, R. A., Eds.; Wiley: New York, 1985; Chapter 3.

(5) Kirmse, W. *Carbene Chemistry*, 2nd ed.; Academic Press: New York, 1971.

(6) (a) Moss, R. A.; Ho, G. J. *J. Am. Chem. Soc.* **1990**, *112*, 5642. Du, X. M.; Fan, H.; Goodman, J. L.; Kesselmayr, M. A.; Krogh-Jespersen, K.; LaVilla, J. A.; Moss, R. A.; Shen, S.; Sheridan, R. S. *J. Am. Chem. Soc.* **1990**, *112*, 1920. (c) Moss, R. A.; Ho, G. J.; Shen, S.; Krogh-Jespersen, K. *J. Am. Chem. Soc.* **1990**, *112*, 1638. (d) Ho, G. J.; Krogh-Jespersen, K.; Moss, R. A.; Shen, S.; Sheridan, R. S.; Subramanian, R. *J. Am. Chem. Soc.* **1989**, *111*, 6875. (e) Sheridan, R. S.; Moss, R. A.; Wilk, B. K.; Shen, S.; Wlostowski, M.; Kesselmayr, M. A.; Subramanian, R.; Kmiecik-Lawrynowicz, G.; Krogh-Jespersen, K. *J. Am. Chem. Soc.* **1988**, *110*, 7563.

(7) (a) Jackson, J. E.; Soundararajan, N.; White, W.; Liu, M. T. H.; Bonneau, R.; Platz, M. S. *J. Am. Chem. Soc.* **1989**, *111*, 6874. (b) Soundararajan, N.; Platz, M. S.; Jackson, J. E.; Doyle, M. P.; Oon, S. M.; Liu, M. T. H.; Anand, S. M. *J. Am. Chem. Soc.* **1988**, *110*, 7143. (c) Jackson, J. E.; Soundararajan, N.; Platz, M. S.; Lin, M. T. H. *J. Am. Chem. Soc.* **1988**, *110*, 5595.

(8) Liu, M. T. H.; Bonneau, R. *J. Am. Chem. Soc.* **1990**, *112*, 3915. (b) Liu, M. T. H.; Bonneau, R. *J. Am. Chem. Soc.* **1989**, *111*, 6873. (c) Bonneau, R.; Liu, M. T. H.; Rayez, M. T. *J. Am. Chem. Soc.* **1989**, *111*, 5974. (d) Liu, M. T. H.; Bonneau, R. *J. Phys. Chem.* **1989**, *93*, 7298.

(9) (a) Ganzer, G. A.; Sheridan, R. S.; Liu, M. T. H. *J. Am. Chem. Soc.* **1986**, *108*, 1517. (b) Kesselmayr, M. A.; Sheridan, R. S. *J. Am. Chem. Soc.* **1986**, *108*, 99.

(10) La Villa, J. A.; Goodman, J. L. *J. Am. Chem. Soc.* **1989**, *111*, 712, 6877.

(11) Chateaufneuf, J. E.; Johnson, R. P.; Kirchoff, M. M. *J. Am. Chem. Soc.* **1990**, *112*, 3217.

(12) Simon, J. D.; Peters, K. S. *J. Am. Chem. Soc.* **1983**, *105*, 5156.

(13) Sulzle, D.; Drewello, T.; van Baar, B. L. M.; Schwarz, H. *J. Am. Chem. Soc.* **1988**, *110*, 8330.

(14) (a) Pau, C.; Hehre, W. J. *J. Phys. Chem.* **1982**, *86*, 1252. (b) Levi, D. A.; Taft, R. W.; Hehre, W. J. *J. Am. Chem. Soc.* **1977**, *99*, 8454.

(15) (a) Leopold, D. G.; Murray, K. K.; Stevens-Miller, A. E.; Lineberger, W. C. *J. Chem. Phys.* **1985**, *83*, 4849. (b) Murray, K. K.; Leopold, D. G.; Miller, T. M.; Lineberger, W. C. *J. Chem. Phys.* **1988**, *89*, 5442.

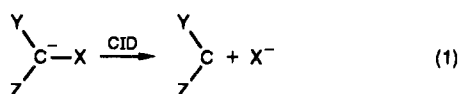
(16) Lias, S. G.; Karpas, Z.; Liebman, J. F. *J. Am. Chem. Soc.* **1985**, *107*, 6089 and references therein.

**Table I.** Halide Dissociation Energies of  $\alpha$ -Halocarbanions

XYZ <sup>-</sup>	X <sup>-</sup>	CYZ	$\Delta H$ (eq 1), kcal/mol	
			expt	theor <sup>a</sup>
CCl <sub>3</sub> <sup>-</sup>	Cl <sup>-</sup>	CCl <sub>2</sub>	30 ± 3 <sup>b</sup>	30.9
CFCl <sub>2</sub> <sup>-</sup>	Cl <sup>-</sup>	CFCl	24 ± 3	23.7
CF <sub>2</sub> Cl <sup>-</sup>	Cl <sup>-</sup>	CF <sub>2</sub>	<8.0	9.3
CF <sub>3</sub> <sup>-</sup>	F <sup>-</sup>	CF <sub>2</sub>	55 ± 3 <sup>b</sup>	50.2
MeOCHCl <sup>-</sup>	Cl <sup>-</sup>	MeOCH	<8.5	11.5 <sup>c</sup>

<sup>a</sup>  $\Delta E(\text{MP3}/6\text{-}31+\text{G}(\text{d})//6\text{-}31+\text{G}(\text{d})) + \Delta \text{ZPE}$ ; corrected to  $\Delta H_{298}$ .  
<sup>b</sup> Reference 19. <sup>c</sup> Cl<sup>-</sup> binding energy for structure illustrated in Figure 1B.

described a new general method for obtaining heats of formation for singlet carbenes in the gas phase from collision-induced dissociation (CID) threshold energy measurements with a flowing afterglow-triple quadrupole device.<sup>19</sup> The method relies on the accurate determination of an activation energy for the dissociation of a halide ion from a thermalized  $\alpha$ -halocarbanion that has been subjected to low-energy collisional activation (eq 1). In cases

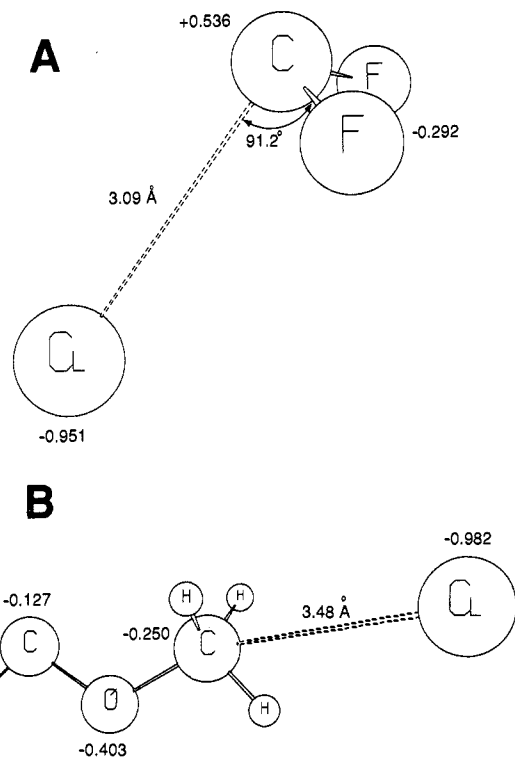


where the heat of formation of the precursor halocarbanion is known or can be determined from gas-phase acidity measurements, the heat of formation of the neutral singlet carbene fragment can be derived from the measured activation energy and a simple thermochemical cycle.

In the course of our investigation of a series of substituted carbenes with this technique, we discovered an unusual class of halocarbanion precursors that exhibit exceptionally labile carbon-halide ion bonds: so labile, in fact, that these ions are better viewed as gas-phase carbene-halide ion complexes rather than true carbanions in the conventional sense. Herein we describe combined experimental and computational studies of the structures and energetics of these novel species, along with a simple correlation model that provides verifiable predictions of the existence of additional examples.

Reaction between OH<sup>-</sup> and the series of fluoro-, chloro-, and mixed chlorofluoromethanes in the helium flow reactor of the flowing afterglow produces variable yields of  $\alpha$ -halocarbanions, along with both free and monohydrated ions from competing S<sub>N</sub>2 displacement and  $\alpha$ -elimination reactions.<sup>20</sup> Collisional activation of the mass-selected  $\alpha$ -halocarbanions with argon target gas under single-collision conditions in the triple quadrupole analyzer results in efficient dissociation of halide ion; in all mixed chlorofluoromethyl anions, only the chloride ion fragment is observed. Careful monitoring of the dissociation yield as a function of the center-of-mass collision energy gives rise to an ion appearance plot from which the threshold dissociation energy can be obtained by an analysis procedure that we have described previously.<sup>21</sup>

The measured halide ion dissociation energies for the four CF<sub>*n*</sub>Cl<sub>*m*</sub><sup>-</sup> (*n* + *m* = 3) ions expose a remarkable trend (Table I). Replacement of Cl by F in CCl<sub>3</sub><sup>-</sup> reduces the carbon-chloride bond energy by about 6 kcal/mol. Replacement of two Cl atoms by F as in CF<sub>2</sub>Cl<sup>-</sup> diminishes the chloride binding energy to a much greater extent, as indicated by the rapidly rising Cl<sup>-</sup> yield from CID of CF<sub>2</sub>Cl<sup>-</sup> at collision energies less than ca. 0.3 eV (7 kcal/mol) in the center-of-mass frame. The extraordinary lability of the Cl<sup>-</sup> ligand in CF<sub>2</sub>Cl<sup>-</sup> is further verified by the occurrence of rapid Cl<sup>-</sup> transfer from this ion to both CO<sub>2</sub> ( $D[\text{CO}_2\text{-Cl}^-] = 8.0 \pm 0.1$  kcal/mol)<sup>22</sup> and *c*-C<sub>5</sub>H<sub>10</sub> ( $D[\text{c-C}_5\text{H}_{10}\text{-Cl}^-] = 8.5 \pm 0.5$



**Figure 1.** Computed structures and charge distributions at the 6-31+G-(d) level for (A) the CF<sub>2</sub>Cl<sup>-</sup> ion and (B) deprotonated CH<sub>3</sub>OCH<sub>2</sub>Cl.

kcal/mol)<sup>23</sup> under near-thermal conditions in the triple quadrupole collision cell.

The reduced Lewis acidity of CF<sub>2</sub> toward Cl<sup>-</sup> that is indicated by our experimental results is dramatically manifested in the computed structure and charge distribution for CF<sub>2</sub>Cl<sup>-</sup> obtained from ab initio SCF calculations with a 6-31+G(d) basis set (Figure 1A).<sup>24</sup> An extraordinarily long carbon-chlorine bond distance of 3.0 Å is obtained for CF<sub>2</sub>Cl<sup>-</sup>, with the chlorine atom situated at a nearly perfect 90° angle from the plane of a CF<sub>2</sub> moiety that closely resembles a free difluorocarbene molecule. Moreover, the Mulliken charges expose substantial positive charge at carbon and a nearly full -1 charge at chlorine. These are precisely the structural and electronic features that one would expect for a complex composed of a halide ion engaged in a weak Lewis acid-base (dative) interaction with the empty p orbital of the highly stabilized singlet CF<sub>2</sub>.<sup>25</sup> Single-point energy calculations at the MP3/6-31+G(d) level with corrections for zero-point energy differences give a final calculated Cl<sup>-</sup> binding energy ( $\Delta H_{298}$ ) for singlet CF<sub>2</sub> of 9.3 kcal/mol, in good agreement with our experimental results.

A methoxy group also strongly stabilizes singlet states of carbenes<sup>26,27</sup> and, therefore, should have a similar attenuating effect

(22) Keesee, R. G.; Lee, N.; Castleman, A. W. *J. Chem. Phys.* **1980**, *73*, 2195.

(23) Li, C.; McMahon, T. B., unpublished results.

(24) Ab initio calculations were carried out on a Digital Equipment Corporation VAX station 3200 using the GAUSSIAN 86 series of programs: Frisch, M. J.; Binkley, J. S.; Schlegel, H. B.; Raghavachari, K.; Melius, C. F.; Martin, R. L.; Stewart, J. J. R.; Bobrowicz, F. W.; Rohlfing, C. M.; Kahn, L. R.; Defrees, D. J.; Seeger, R.; Whiteside, R. A.; Fox, D. J.; Fleuder, E. M.; Pople, J. A. Carnegie-Mellon Quantum Chemistry Publishing Unit, Pittsburgh, PA, 1984.

(25) Similar structural features are computed for CH<sub>2</sub>Cl<sup>-</sup> and CHF<sub>2</sub><sup>-</sup> at lower levels of theory; cf.: Schleyer, P. v. R.; Clark, T.; Kos, A. J.; Spitznagel, G. W.; Rohde, C.; Arad, D.; Houk, K. N.; Rondan, N. G. *J. Am. Chem. Soc.* **1984**, *106*, 6467. Reoptimization of the geometry of CF<sub>2</sub>Cl<sup>-</sup> at the MP2-(full)/6-31+G(d) level yields a more "carbanion-like" geometry with a 2.0-Å C-Cl bond and a reduced negative charge on Cl. However, a substantial basis set superposition error (BSSE) is indicated by counterpoise calculations. The true geometry for CF<sub>2</sub>Cl<sup>-</sup> probably lies somewhere between these two extremes.

(26) Rondan, N. G.; Houk, K. N.; Moss, R. A. *J. Am. Chem. Soc.* **1980**, *102*, 1770.

(17) Rademan, K.; Jochims, H. W.; Baumgartel, H. *J. Phys. Chem.* **1985**, *89*, 3459.

(18) Hack, W.; Wagner, H. G.; Wilms, A. *Ber. Bunsen-Ges. Phys. Chem.* **1988**, *92*, 620.

(19) Paulino, J. A.; Squires, R. R. *J. Am. Chem. Soc.*, in press.

(20) Standard operating conditions:  $P(\text{He}) = 0.40$  Torr,  $\nu(\text{He}) = 9400$  cm/s,  $F(\text{He}) = 190$  STP cm<sup>3</sup>/s,  $T = 298$  K; cf.: Graul, S. T.; Squires, R. R. *Mass Spectrom. Rev.* **1988**, *7*, 263.

(21) Graul, S. T.; Squires, R. R. *J. Am. Chem. Soc.* **1990**, *112*, 2517.

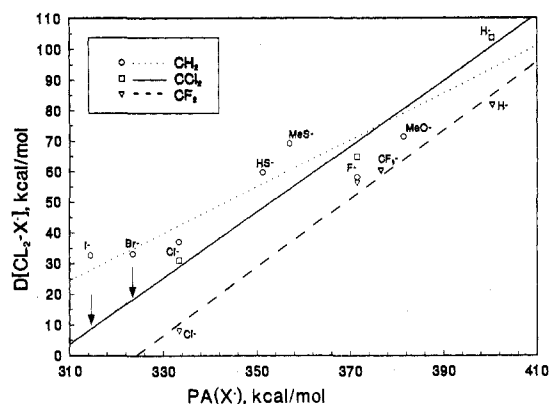


Figure 2. Correlation of proton affinities and singlet carbene binding energies for negative ions.

on the Lewis acidity of the carbene carbon. Reaction between  $\text{CH}_3\text{OCH}_2\text{Cl}$  and  $\text{OH}^-$  in the flow tube yields several products, among which is an  $[\text{M} - \text{H}]^-$  ion. Exclusive deprotonation at the chloromethyl group is indicated by the absence of any  $[\text{M} - \text{D}]^-$  product in the analogous reaction with  $\text{CD}_3\text{OCH}_2\text{Cl}$ . The  $\text{CH}_3\text{OCHCl}^-$  ion exhibits a  $\text{Cl}^-$  appearance plot from CID that closely resembles that for  $\text{CF}_2\text{Cl}^-$ , and it is observed to undergo exothermic transfer of  $\text{Cl}^-$  to  $c\text{-C}_5\text{H}_{10}$  and  $\text{CS}_2$  ( $D[\text{CS}_2\text{-Cl}^-] = 11.7$  kcal/mol).<sup>28</sup> Low-level (4-31G) optimization of the geometry of  $\text{CH}_3\text{OCHCl}^-$  yields a  $\text{C}_1$  "carbanion" structure with an unusually long C-Cl bond (2.6 Å). However, this carbanion structure is unstable at higher levels of theory with respect to  $\text{Cl}^-$  loss and rearrangement to the minimum energy geometry shown in Figure 1B. This remarkable structure incorporates a free carbene moiety and a  $\text{Cl}^-$  ion electrostatically bound to the backside of the methoxy group in a manner reminiscent of gas-phase  $\text{S}_\text{N}2$  intermediates.<sup>29</sup> The computed  $\text{Cl}^-$  binding energy ( $\Delta H_{298}$ ) for this structure at the MP3/6-31+G(d)//6-31+G(d) and MP2(full)/6-31+G(d)//MP2(full)6-31+G(d) levels is 11–12 kcal/mol, in good agreement with our experimental results.

The  $\text{Cl}^-$  binding energies of singlet carbenes provide a direct measure of their relative Lewis acidities. We<sup>30</sup> and others<sup>31</sup> have previously noted the good linear correlations that often can be found between the binding energies of a series of negative ions to specific neutral Lewis acids and to the proton, i.e., between their Lewis and Bronsted basicities. Figure 2 illustrates a set of such correlations for singlet carbenes, where the requisite thermodynamic data for the various carbanions ( $\text{CL}_2\text{X}^-$ ), negative ions ( $\text{X}^-$ ), and carbenes ( $\text{CL}_2$ ) are taken from results from our laboratory<sup>19</sup> or established literature data.<sup>32</sup> The linear relationship between  $\text{PA}(\text{X}^-)$  and  $D[\text{CL}_2\text{-X}^-]$  for singlet  $\text{CH}_2$ ,  $\text{CF}_2$ , and  $\text{CCl}_2$  extends over a wide range of anion basicities and provides a predictive capability for identifying additional candidates for gas-phase carbene/anion complexes. Thus, one predicts from the correlations that neither  $\text{Br}^-$  nor  $\text{I}^-$  will exhibit any binding other than weak electrostatic attraction to singlet  $\text{CF}_2$ . Moreover,  $\text{Br}^-$  should possess a ca. 20 kcal/mol bond strength toward singlet  $\text{CCl}_2$ , whereas  $\text{I}^-$  should have a  $\text{CCl}_2$  bond energy of about half as much. After formulating these predictions, we generated a sample of the  $\text{CCl}_2\text{Br}^-$  ion in the flowing afterglow by deprotonating  $\text{CHCl}_2\text{Br}$  and carried out energy-resolved CID studies. An appearance

energy for  $\text{Br}^-$  of 0.9 eV (21 kcal/mol) was obtained, in excellent agreement with the predicted  $D[\text{CCl}_2\text{-Br}^-]$  value from the correlation.

We are currently examining the gas-phase reactions of these unusual species with olefins and other reagents in pursuit of further evidence for their carbene character.

**Acknowledgment.** This work was supported by the National Science Foundation (CHE-8815502). We are grateful to Mr. Scott Wierschke for help with some of the ab initio calculations.

## Electron-Transfer Reaction of Cytochrome c Adsorbed on Carboxylic Acid Terminated Alkanethiol Monolayer Electrodes

Michael J. Tarlov\*

Chemical Process Metrology Division  
National Institute of Standards and Technology  
Gaithersburg, Maryland 20899

Edmond F. Bowden\*

Department of Chemistry  
North Carolina State University  
Raleigh, North Carolina 27695  
Received November 19, 1990

Protein electron-transfer (ET) kinetics is a topic of intense current interest.<sup>1</sup> Recent experimental progress has been due largely to the use of donor-acceptor species for investigating diffusionless intramolecular ET reactions.<sup>1,2</sup> Significant developments have also been reported for self-exchange reactions<sup>1,3</sup> and for direct electrochemical ET reactions.<sup>4</sup> Recently it has become clear that the ET kinetics of strongly adsorbed native proteins can be investigated from an intramolecular perspective using voltammetry, as shown for cytochrome *c* (cyt *c*) (sub)monolayers on tin oxide<sup>5</sup> and bis(4-pyridyl) disulfide modified gold.<sup>6</sup> This type of voltammetric approach is well suited for probing fundamental kinetic aspects of ET reactions<sup>7</sup> and was recently used to determine the reorganization energy of cyt *c* adsorbed on tin oxide.<sup>5d</sup> A highly desirable goal in this regard would be the development of electrode/adsorbed protein systems of controllable

(1) Reviews: (a) Marcus, R. A.; Sutin, N. *Biochim. Biophys. Acta* **1985**, *811*, 265–322. (b) Dixon, D. W. In *Mechanistic Principles of Enzymatic Activity*; Liebman, J. J., Greenberg, A., Eds.; VCH: New York, 1986; Vol. 9, pp 169–225. (c) Gray, H. B.; Malmstrom, B. *Biochemistry* **1989**, *28*, 7499–7505.

(2) (a) Meade, H. B.; Gray, H. B.; Winkler, J. R. *J. Am. Chem. Soc.* **1989**, *111*, 4353–4356. (b) Bechtold, R.; Gardiner, M. B.; Kazmi, A.; van Hemelryck, R.; Isied, S. S. *J. Phys. Chem.* **1986**, *90*, 3800–3804. (c) Elias, H.; Chou, M. H.; Winkler, J. R. *J. Am. Chem. Soc.* **1988**, *110*, 429–434. (d) Conrad, D. W.; Scott, R. A. *J. Am. Chem. Soc.* **1989**, *111*, 3461–3463. (e) Liang, N.; Mauk, A. G.; Pielak, G. J.; Johnson, J. A.; Smith, M.; Hoffman, B. J. *Science* **1988**, *240*, 311–313. (f) McLendon, G.; Miller, J. R. *J. Am. Chem. Soc.* **1985**, *107*, 7811–7816. (g) Cheung, E.; English, A. M. *Inorg. Chem.* **1988**, *27*, 1078–1081. (h) Hazzard, J. T.; Moench, S. J.; Erman, J. E.; Satterlee, J. D.; Tollin, G. *Biochemistry* **1988**, *27*, 2002–2008.

(3) Dixon, D. W.; Hong, X.; Woehler, S. E.; Mauk, A. G.; Sishta, B. P. *J. Am. Chem. Soc.* **1990**, *112*, 1082–1088.

(4) Reviews: (a) Bowden, E. F.; Hawkridge, F. M.; Blount, H. N. In *Comprehensive Treatise of Electrochemistry*; Srinivasan, S., Chizmadzhev, Y. A., Bockris, J. O'M., Conway, B. E., Yeager, E., Eds.; Plenum: New York, 1985; Vol. 10, pp 297–346. (b) Armstrong, F. A.; Hill, H. A. O.; Walton, N. J. *Q. Rev. Biophys.* **1986**, *18*, 261–322. (c) Armstrong, F. A. *Struct. Bonding (Berlin)* **1990**, *72*, 137–221.

(5) (a) Willit, J. L.; Bowden, E. F. *J. Electroanal. Chem.* **1987**, *221*, 265–274. (b) Collinson, M.; Willit, J. L.; Bowden, E. F. In *Charge and Field Effects in Biosystems—2*; Allen, M. J., Cleary, S. F., Hawkridge, F. M., Eds.; Plenum: New York, 1989; pp 69–79. (c) Willit, J. L.; Bowden, E. F. *J. Phys. Chem.* **1990**, *94*, 8241–8246. (d) Willit, J. L.; Bowden, E. F., submitted for publication.

(6) Sagara, T.; Niwa, K.; Sone, A.; Hinnen, C.; Niki, K. *Langmuir* **1990**, *6*, 254–262.

(7) (a) Hupp, J. T.; Weaver, M. J. *J. Electroanal. Chem.* **1983**, *145*, 43–51. (b) Barr, S. W.; Guyer, K. L.; Li, T. T.; Liu, H. Y.; Weaver, M. J. *J. Electrochem. Soc.* **1984**, *131*, 1626–1631.

(27) Harrison, J. F.; Liedtke, R. C.; Liebman, J. F. *J. Am. Chem. Soc.* **1979**, *101*, 7162.

(28) Larson, J. W.; McMahon, T. B. *J. Am. Chem. Soc.* **1985**, *107*, 766.  $\text{CS}_2$  was used instead of  $\text{CO}_2$  for these experiments because of the nominal mass overlap between  $\text{CH}_3\text{OCHCl}^-$  and  $\text{CO}_2\text{Cl}^-$ .

(29) (a) Chandrasekhar, J.; Smith, S. F.; Jorgensen, W. L. *J. Am. Chem. Soc.* **1985**, *107*, 154 and references therein. (b) Shi, Z.; Boyd, R. J. *J. Am. Chem. Soc.* **1989**, *111*, 1575.

(30) Lane, K. R.; Sallans, L.; Squires, R. R. *J. Am. Chem. Soc.* **1985**, *107*, 5369.

(31) Larson, J. W.; Szulejko, J. E.; McMahon, T. B. *J. Am. Chem. Soc.* **1988**, *110*, 7604.

(32) Lias, S. G.; Bartmess, J. E.; Liebman, J. F.; Holmes, J. L.; Levin, R. D.; Mallard, W. G. *J. Phys. Chem. Ref. Data* **1988**, *17*, Suppl. 1.